



# PELLA®

## Patio Doors

A BEAUTIFUL COLLECTION OF  
HINGED AND SLIDING PATIO DOORS



# Welcome.

Home is more than just a place to rest your head. It's a refuge of cozy comforts, a place to gather and entertain, and a space where you can just be you. That's why at Pella, we are committed to making beautiful windows and doors that transform your house into home-sweet-home.



page **8**

Discover how Pella® Insynctive® technology makes life easier at home – and on the go.



page

# 6

Shop smarter with great tips on planning your project.

page

# 12

Explore the many possibilities for your home.



## AT YOUR SERVICE 4 - 7

- A HOME THAT'S UNIQUELY YOU ..... 4 - 5
- SHOP SMART ..... 6 - 7

## SMART LIVING 8 - 11

- YOUR WINDOWS AND DOORS IN HARMONY WITH YOU ..... 8 - 9
- COMFORT IN. WEATHER OUT. .... 10 - 11

## FOR THE CHOOSING 12 - 13

- EXPLORE THE POSSIBILITIES ..... 12 - 13

## WOOD PATIO DOORS 14 - 27

- BEAUTY OF WOOD ..... 14 - 19
- THINK BIG ..... 20 - 21
- FEATURES AND OPTIONS ..... 22 - 27

## FIBERGLASS PATIO DOORS 28 - 31

- DURABILITY OF FIBERGLASS ..... 28 - 29
- FEATURES AND OPTIONS ..... 30 - 31

## VINYL PATIO DOORS 32 - 37

- EASY-CARE VINYL ..... 32 - 35
- FEATURES AND OPTIONS ..... 36 - 37

## WHAT'S NEXT 38 - 39

AT YOUR SERVICE



# A home that's uniquely you.

For more than 90 years, we've crafted our products with one purpose in mind – to help you create comfortable and unique spaces that welcome in life's favorite moments.

Pella® products are purposefully designed with thoughtful features to help make everyday life easier. And our history of innovation and service expertise provides convenience and outstanding comfort – so you can focus on the things that matter most.



## Service that stands the test of time.

We proudly back our products with some of the strongest warranties in the business. See written limited warranties for complete details, including exceptions and limitations, at [pella.com/warranty](http://pella.com/warranty), or contact Pella Customer Service at 877-473-5527.

# Shop smart.

We get it - window and door shopping isn't something you do every day. Here are 5 steps to help guide you toward the best choice:




Living rooms  
62 photos



Entryways  
32 photos



Home exteriors  
59 photos



Kitchens  
37 photos



Dining rooms  
24 photos



## Gather inspiration.

Visit Pella's blog at [pella.com/blog](http://pella.com/blog) to connect to our Houzz and Pinterest pages. You'll find inspirational photos, ideas and tips to help you create your next great space.

2 Do your research, online and off. Stop by a window and door showroom, home improvement store or home show to see window and door styles up close. Plus, get more details from our website at [pella.com](http://pella.com).



Find more useful tips:

[CHOOSEPELLA.COM/PLAN](http://CHOOSEPELLA.COM/PLAN)

# 3

## Set your budget.

There are ways to be budget-minded as you shop for windows and doors. Don't hesitate to start with a professional who can visit your home, assess your needs and provide a range of options.



### Styles and materials.

Keep in mind that different styles and materials vary in price. Pick those that fit your home, region and lifestyle needs, while still considering budget. See pages 12 - 13.

### Features and options.

Just as choosing accessories for a new car affects its price, selecting optional features for your windows and doors affects your project's cost.

### Size of your project.

Whether you're replacing, remodeling or building a new home, the project cost will vary depending on the number of products needed. For a larger replacement project, consider doing it in phases to help spread the cost over time.

### Ways to install.

While DIY may seem like a cost-effective approach, consider your ability as well as the time and expense of installing on your own.

# 4

## Work with a pro.

Whether working with a professional or tackling the job on your own, it's helpful to discuss your project with a home improvement specialist or independent contractor.



## Show off your space.

New windows and doors can provide many benefits for your home – like style, energy efficiency and added comfort. We'd love to hear more about your experience and see your favorite spaces on our Facebook page, [facebook.com/pellawindowsanddoors](https://facebook.com/pellawindowsanddoors).



SMART LIVING

# Your windows and doors in harmony with



Discover what Pella® Insynctive® technology can do for your home:

[CHOOSEPELLA.COM/INSYNCTIVE](https://www.choosepella.com/insynctive)



you.



Insynctive<sup>®</sup>  
technology

Protect what's important, with windows and doors that do more than just look good. Now you have the power to manage your windows and doors – from your living room or miles away.\* Choose Pella<sup>®</sup> products with Insynctive<sup>®</sup> technology, and you can help ensure that your home is comfortably secure.



### SECURITY

Quickly check whether your windows and doors are secure, giving you more peace of mind.



### COMFORT

Program your blinds and shades to raise and lower throughout the day to help keep your home more comfortable.\*



### CONVENIENCE

Check your windows and doors or operate your blinds and shades from virtually anywhere with a smart device.\*



\* Requires connection to a compatible home automation system via the Insynctive Bridge. For a list of compatible home automation systems, visit [pella.com/insynctive](http://pella.com/insynctive).

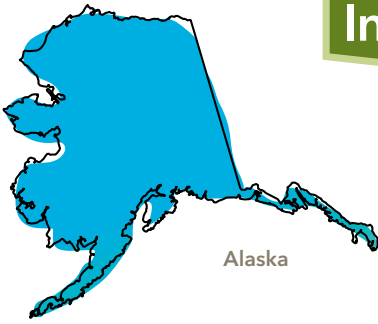
# Comfort in. Weather out.

Pella® products offer exceptional energy-efficient performance wherever you live.



## Glass at a glance.

Pella's InsulShield® Low-E Glass Collection<sup>1</sup> features our most innovative and energy-saving choices, designed for your specific needs.



### For many U.S. climates.

**GLASS TYPE: Advanced**  
Low-E Insulating Glass with Argon<sup>2</sup>

Unique Low-E technology delivers balanced insulation for cold winters and hot summers.



### For very hot, sunny climates.

**GLASS TYPE: SunDefense™**  
Low-E Insulating Glass with Argon<sup>2</sup>

Allows in visible light and provides a clear view, while helping to block the heat of the sun.

<sup>1</sup> Glass options can be upgraded to offer the benefits of our InsulShield Low-E Glass Collection. Glass options may vary per product. See specific product information for availability.

<sup>2</sup> Optional high-altitude Low-E insulating glass does not contain argon in most products. Please see your local Pella sales representative for more information.

<sup>3</sup> Some Pella products may not meet ENERGY STAR® certification in Canada. For more information, contact your local Pella sales representative or go to [nrcan.gc.ca/energy/products/categories/fenestration/13739](http://nrcan.gc.ca/energy/products/categories/fenestration/13739).

<sup>4</sup> Ranges are based on the average savings among homes in modeled cities. Actual savings will vary based on local climate conditions, utility rates and individual home characteristics. For more information, go to [energystar.gov/products/building\\_products/residential\\_windows\\_doors\\_and\\_skylights/benefits](http://energystar.gov/products/building_products/residential_windows_doors_and_skylights/benefits).

For cold climates – like northern U.S. and Canada.

**GLASS TYPE: NaturalSun**  
Low-E Insulating Glass with Argon<sup>2</sup>


Allows the sun's heat to flow in and warm your home, while providing excellent insulation from the cold.



For northern U.S. climates.

**GLASS TYPE: AdvancedComfort**  
Low-E Insulating Glass with Argon<sup>2</sup>

Unique Low-E technology delivers balanced insulation for colder winters and moderate summers.



Glass for a wide range of needs.

**HurricaneShield®**

Besides energy efficiency, the right glass can add protection in other ways. Pella has options that include HurricaneShield® impact-resistant glass to provide protection from flying debris, while increasing the safety, security, ultraviolet protection and energy efficiency of your home. You'll also find options that help with privacy, glare, security and noise control. See how Pella HurricaneShield products perform in testing using industrywide impact-resistant test standards: [choosepella.com/impact](http://choosepella.com/impact).




Helping you save on heating and cooling costs.

Installing ENERGY STAR® certified windows and patio doors can lower energy costs.<sup>3</sup> With more efficient windows and doors, you can also use less energy, which reduces greenhouse gas emissions from power plants.


For a typical home, when replacing single-pane windows with ENERGY STAR certified windows, you can save on average:

\$101 to  
**\$583** per year

And 1,006 – 6,205 pounds of carbon dioxide (CO<sub>2</sub>), which is equivalent to 51 to 317 gallons of gasoline a year when replacing single-pane windows and patio doors.<sup>4</sup>



Available on most Pella® products.



Available on select windows and patio doors.

More panes, more gains. Many older homes have single-pane patio doors, which can lead to higher heating and cooling costs and drafty interiors. Multiple panes of glass create an air chamber that can dramatically increase energy efficiency and comfort.

For more information on glass, see your local Pella sales representative or visit:

[CHOOSEPELLA.COM/GLASS](http://CHOOSEPELLA.COM/GLASS)

# Explore the possibilities.

## WOOD HINGED AND SLIDING PATIO DOORS



### Architect Series®

Exquisite detail and exceptional design possibilities.

#### Traditional:

- Distinctive, fine-furniture detailing that adds architectural interest to your home.
- Exquisite wood interiors to choose from.
- A huge selection of choices to fit your personal style, including custom sizes, grille patterns and stunning hardware collections.

#### Contemporary:

- Sleek designs and expansive glass.
- Minimalist hardware with modern finishes.
- Your choice of prefinished interior stain colors, including Black.

#### PRICE RANGE

\$\$\$ - \$\$\$\$

Pages 14 - 27

### Designer Series®

Exclusive snap-in between-the-glass blinds or shades.

- Decorative style choices that include cellular fabric shades or aluminum blinds.
- Blinds, cellular fabric shades and grilles that are tucked between panes of glass – protected from dust, damage and little hands.
- Optional motorized blinds or shades with Pella® Insynctive® technology that can operate with remote control or sync with a compatible home automation system.\*

#### PRICE RANGE

\$\$\$ - \$\$\$\$

Pages 14 - 27

### Pella 450 Series

Pella wood craftsmanship at a competitive price.

- Pella's most popular styles, sizes, features and options.
- Several grille styles and patterns to choose from.
- Low-maintenance exteriors standard, and factory-finished interiors available.

#### PRICE RANGE

\$\$ - \$\$\$

Pages 14 - 19, 22 - 27

For more information on Pella's patio door offering, see your local Pella sales representative or visit:

[CHOOSEPELLA.COM/OFFERING](http://CHOOSEPELLA.COM/OFFERING)

The choices are virtually endless when it comes to finding the right patio door to create a great space. Pella's products help you enhance your home with the design flexibility you want and the low-maintenance durability you need.

FIBERGLASS SLIDING PATIO DOORS



VINYL SLIDING PATIO DOORS



## Pella® Impervia®

Excellent performance in extreme temperatures.

- Made from incredibly strong Duracast® fiberglass composite.
- Withstands extreme heat and cold.
- Beautiful, low-maintenance powder-coat factory finish that lasts for years.

PRICE RANGE

\$\$

Pages 28 - 31

## Pella 350 Series

Premium features with an exclusive energy-saving system.

- Includes Pella's most energy-efficient products.
- More strength and durability than ordinary vinyl patio doors.
- Virtually invisible SmoothSeam® interior welded corners on flush interior surfaces for a premium look.

PRICE RANGE

\$\$ - \$\$\$

Pages 32 - 37

## Encompass by Pella®

Competitively priced and backed by Pella.

- Affordable comfort.
- Long-lasting performance.
- Low-maintenance vinyl frames that don't need painting.

PRICE RANGE

\$ - \$\$

Pages 32 - 37

# Beauty of wood.





Little can rival the beauty of nature. That's why our wood patio doors are designed to harness the earth's handiwork and flow from inside your home right to the outdoors. You'll find virtually endless design possibilities – from stained or painted interiors to custom sizes. And our advanced EnduraGuard® wood protection fights against the effects of moisture. You can rest easy knowing Pella's wood products will stay looking great in your home for years.



#### Why sliding patio doors?

When space is tight, sliding patio doors are just right. They don't swing open, so they require less floor space. They're an ideal fit for your home's style, too. Get a traditional look with wide wood panels, or go contemporary with narrow wood panels and more visible glass.



#### Why hinged patio doors?

Hinged patio doors are stunning design elements that open up all kinds of delightful possibilities. Choose from two movable doors that swing open from the center, one movable door with one fixed door, or the simple elegance of a single door. Patio doors draw the eye outdoors and showcase your yard, patio or deck.

Pella® patio doors offer the energy-efficient options that will meet or exceed ENERGY STAR® certification in all 50 states.\*



\* Some Pella products may not meet ENERGY STAR certification in Canada. For more information, contact your local Pella sales representative or go to [nrcan.gc.ca/energy/products/categories/fenestration/13739](http://nrcan.gc.ca/energy/products/categories/fenestration/13739).

# Beauty of wood.

Choose Pella® wood products not only for their beauty, inside and out, but also for their low-maintenance features, energy efficiency and enhanced longevity.



### Customize your look.

Create an authentic look or add character to your home with virtually endless possibilities. Design one-of-a-kind combinations, special sizes, grille patterns and more.

INTERIOR



### Lasting beauty.

EnduraGuard® wood protection offers advanced protection against the effects of moisture, decay, stains from mold and mildew – as well as termite damage. This proven immersion-treatment method will help ensure that Pella wood windows and patio doors look and perform beautifully for years.



Pella's casement window after 7 months of exposure to moisture.<sup>1</sup>



Stain mold present after 7 months of field-testing a competitor's pressure-treated wood.<sup>1</sup>

### Personalized prefinished interiors.

Pella wood products can arrive with a professional, high-quality finish in your choice of nine beautiful stain colors, as well as White, Bright White or Linen White paint.



### Curated for you.

The Pella Wood Collection allows your patio doors to blend tastefully with other woods in your home.



EXTERIOR



### Enjoy for years.

The best limited lifetime warranty for wood windows and patio doors.<sup>3</sup> Trust in knowing that the Pella® wood products you buy today are built to withstand the elements for years.

Virtually unlimited custom exterior colors.

### Countless exterior colors.


EnduraClad® low-maintenance exterior finish helps keep the exterior of your window or patio door protected from the elements and is fade-resistant.



Pella aluminum-clad exterior.



Old wood exterior.



### Protect your investment.

AdvantagePlus® protective frame system helps Pella's hinged patio doors stand up to the elements and stay looking great for years.



<sup>1</sup> For testing purposes, the seal between the bottom rail and the glass was compromised in both casement units tested.

<sup>2</sup> Available on a custom basis. For more information on wood type availability, contact your local Pella sales representative.

<sup>3</sup> Based on comparing written limited warranties of leading national wood window and wood patio door brands. See Pella written Limited Warranty for details, including exceptions and limitations, at [pella.com/warranty](http://pella.com/warranty), or contact Pella Customer Service at 877-473-5527.

# Beauty of wood.



## Architect Series<sup>®</sup>

PATIO DOOR CRAFTING AT ITS FINEST.

### TRADITIONAL

#### Exquisitely detailed.

Choose from Mahogany, Douglas Fir, Pine, White Oak<sup>1</sup>, Cherry<sup>1</sup>, Red Oak<sup>1</sup> or Maple<sup>1</sup> wood interiors. Architect Series traditional products feature distinctive, fine-furniture detailing that adds architectural interest to your home.

#### Custom-crafted views.

With a virtually unlimited variety of grille patterns, exterior colors and more, you have the power to design a home that's perfectly you.

#### Enhanced energy efficiency.

Pella<sup>®</sup> Architect Series windows and patio doors with triple-pane glass are 52% - 78% more energy-efficient than single-pane products.<sup>2</sup> Double-pane glass also available.

### CONTEMPORARY

#### Minimally modern.

Pella's Architect Series contemporary patio doors are the ultimate view of modern style – showcasing sleek sightlines and sophisticated features and options.

#### Contemporary finishes.

Exclusive hardware enhances the clean, modern look, while options like Black stain transform your patio doors into a design statement.

#### Expansive glass.

Pella's contemporary offering features expansive glass – producing bigger views without sacrificing exceptional energy efficiency.

Learn more about our wood product series:

[CHOOSEPELLA.COM/WOOD](http://CHOOSEPELLA.COM/WOOD)



# Designer Series<sup>®</sup>

**EXCLUSIVE SNAP-IN BETWEEN-THE-GLASS BLINDS OR SHADES.**

## Make every day a little easier.

Spend less time cleaning blinds and shades that are protected between panes of glass. They harbor fewer indoor allergens than roomside patio door treatments.<sup>3</sup> And with the option of Pella<sup>®</sup> Insynctive<sup>®</sup> technology, you can operate your blinds or shades with the touch of a button.

## Make over rooms in minutes.

Snap-in between-the-glass blinds, shades and grilles come in a wide range of colors and styles – allowing you to instantly transform the look of your room.

## Energy-efficient triple-pane glass is standard.

Pella Designer Series windows and patio doors with triple-pane glass are 53% – 74% more energy-efficient than single-pane products.<sup>2</sup> They also help reduce outside noise so you can relax with more peace and quiet.

# Pella 450 Series

**OUR MOST POPULAR FEATURES START HERE.**

## Quality that fits most any budget.

Pella wood craftsmanship is available at a competitive price.

## Low-maintenance exteriors.

Pella's aluminum-clad exteriors include our EnduraClad<sup>®</sup> finish, which resists fading and helps protect for years. Available on all wood patio doors.

## Stylish options.

Choose from our most requested styles, sizes, features and options to get the look you want.

<sup>1</sup> Available on a custom basis. For more information on wood type availability, contact your local Pella sales representative.

<sup>2</sup> Improved window energy efficiency calculated in a computer simulation using RESFEN 5.0 default parameters for a 2,000-square-foot existing single-story home when comparing a Pella Architect Series<sup>®</sup> or Designer Series wood window with InsulShield<sup>®</sup> Advanced Low-E triple-pane glass with argon to a single-pane wood or vinyl window. For more details, see [pella.com/methodology](http://pella.com/methodology).

<sup>3</sup> Based on data from research conducted by the Department of Occupational and Environmental Health at The University of Iowa.

# Think big.



Blur the lines between indoor and outdoor living with our exquisitely crafted Pella® Scenescape™ multipanel doors. Choose from Architect Series® or Designer Series® wood patio doors in one of three styles.



## LIFT-AND-SLIDE

Complement your space with patio doors that frame your vista, and add a sophisticated look inside and out.



## BIFOLD

Create a smooth transition between indoors and outdoors with bifold patio door panels that fold and stack to give you the space you need and the look you love.



## MULTI-SLIDE

Multi-slide panels can tuck out of sight within a wall pocket or stack together to help capture your sweeping view.

# Features and options.

## WOOD COLLECTION

Whichever you choose, your patio doors can be naturally appealing and true to your home's architectural design.



<sup>1</sup> Available on a custom basis. For more information on wood type availability, contact your local Pella sales representative.

<sup>2</sup> Available only on Architect Series® and Designer Series® products.

<sup>3</sup> Grille patterns offered may vary per product. See specific product information for availability.

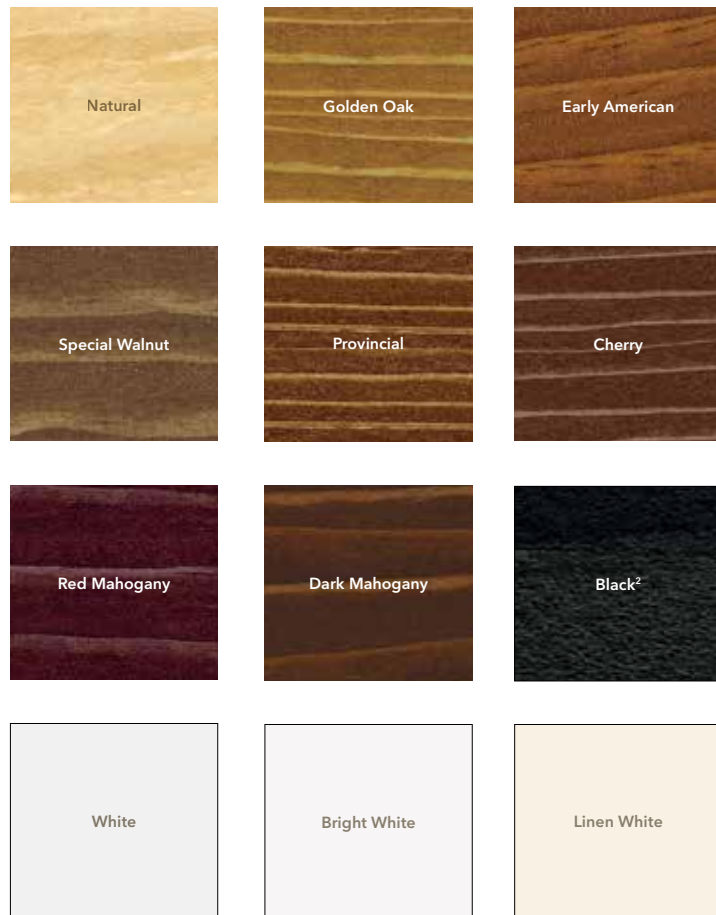
<sup>4</sup> Only available with matching interior and exterior colors.

<sup>5</sup> Black grilles-between-the-glass interior color only available on Architect Series products.

<sup>6</sup> Appearance of exterior grille color may vary depending on the Low-E insulating glass selection.

## PREFINISHED PINE INTERIORS

The interiors of all Pella® pine patio doors can arrive prefinished in your choice of nine stain colors to complement your home. Three prefinished paint colors or primed, ready-to-paint interiors are also available.



## ALUMINUM-CLAD EXTERIORS

Beautifully durable, Pella's low-maintenance EnduraClad® exterior finish resists fading and helps protect your patio doors for years.

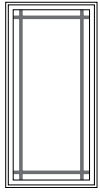
Architect Series and Designer Series products available in 27 standard colors and virtually unlimited custom color options.

Pella 450 Series products available in 10 standard colors, shown with an asterisk below.

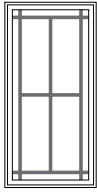


## GRILLE PATTERNS<sup>3</sup>

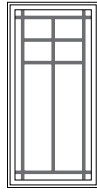
A variety of grille patterns for the traditional look of divided light. Custom patterns are also available.



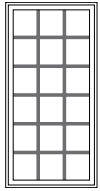
9-Lite Prairie




12-Lite Prairie



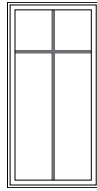
14-Lite Prairie




Traditional



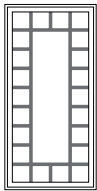
Top Row



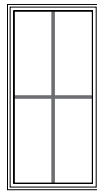
Cross



New England



Victorian



Custom  
(equally divided)

## GRILLES

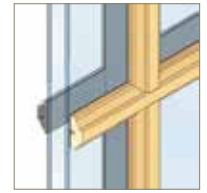
Choose the look of true divided light or grilles-between-the-glass that make cleaning the glass easier.



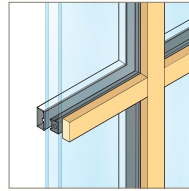
Ogee Integral Light Technology<sup>\*</sup>  
2", 1-1/4" and 7/8"  
available on Architect Series<sup>\*</sup>  
traditional products.



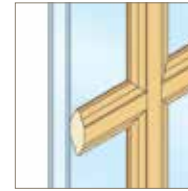
Simulated-Divided-Light  
with Spacer  
7/8" available on  
Pella<sup>®</sup> 450 Series products.



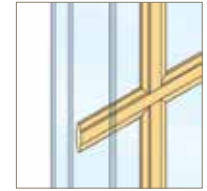
Simulated-Divided-Light  
without Spacer  
7/8" available on  
Pella 450 Series products.



Square Integral Light Technology  
7/8" available on Architect Series  
contemporary products.



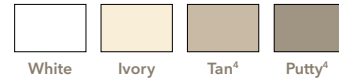
Removable Roomside  
2" and 1-1/4" available on Architect  
Series traditional products. 3/4"  
available on Architect Series traditional  
and Pella 450 Series products.



Removable Between-the-Glass  
3/4" available on  
Designer Series<sup>®</sup> products.



Aluminum  
Grilles-Between-the-Glass  
3/4" available on Architect Series  
and Pella 450 Series products.



White Ivory Tan<sup>4</sup> Putty<sup>4</sup>



Black<sup>5</sup> Brown<sup>4</sup> Harvest Brickstone Cordovan

Optional interior grille colors with exterior color that matches the EnduraClad<sup>®</sup> color you choose.<sup>6</sup>



Learn more about wood features and options:

[CHOOSEPELLA.COM/OPTIONS](http://CHOOSEPELLA.COM/OPTIONS)

# Features and options.

Our exclusive selection of Baldwin® patio door handle collaborations was designed to add the perfect finishing touch to your Pella® products.

## CLASSIC COLLECTION

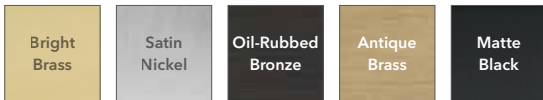
Choose timeless pieces from the Classic collection – for a look that will never go out of style.



Hinged Patio Door Handles

Sliding Patio Door Handle

T C DS



## MODERN COLLECTION

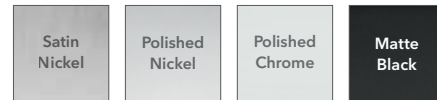
Achieve the ultimate contemporary look with the sleek finishes of Modern hardware.



Hinged Patio Door Handle

Sliding Patio Door Handle

T C DS



## RUSTIC COLLECTION

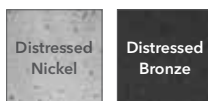
Stand out with bold looks from the Rustic collection, and create an utterly unique aesthetic.



Hinged Patio Door Handles

Sliding Patio Door Handle

T C DS



## ESSENTIAL COLLECTION


Elevate your style and transform your home with an elegant selection of Essential hardware.



Hinged Patio Door Handle

Sliding Patio Door Handle

T C DS 450



- T Architect Series® Traditional
- DS Designer Series®
- C Architect Series Contemporary
- 450 Pella 450 Series





See the entire collection of Pella® hardware  
for wood products:

[CHOOSEPELLA.COM/HARDWARE](https://www.choosPELLA.com/HARDWARE)

# Features and options.

## DESIGNER SERIES® SNAP-IN BETWEEN-THE-GLASS SLIMSHADE® ALUMINUM BLINDS

Can be pulled up for an unobstructed view or simply tilted to let in just the right amount of light.



## DESIGNER SERIES SNAP-IN BETWEEN-THE-GLASS FABRIC SHADES

Fabric shades are available with raise-and-lower top-down or bottom-up operation. All fabric shades feature a White exterior fabric for a uniform look from the street.



Designer Series blinds and shades available motorized with Pella® Insynctive® technology. Learn more at [pella.com/insynctive](http://pella.com/insynctive).

## DESIGNER SERIES SECURITY SENSORS

Choose optional built-in security sensors with Insynctive technology so you know at a glance if your Designer Series patio door is closed and locked.



Learn more at [pella.com/insynctive](http://pella.com/insynctive).

## CHANGING DESIGNER SERIES WINDOW FASHIONS

Changing your blinds, shades or grilles is easier than you've ever imagined. Just open the hinged glass panel, snap in your window fashions, then close the glass panel and secure it with a click.



Changing snap-in between-the-glass shades.



Changing grilles-between-the-glass.

# wood sliding or hinged patio door DESIGN GUIDE

ARCHITECT SERIES\*  
TRADITIONAL  
ARCHITECT SERIES  
CONTEMPORARY  
DESIGNER SERIES\*  
PELLA® 450 SERIES

## GLASS

### INSULSHIELD® LOW-E GLASS COLLECTION<sup>1,2</sup>

Advanced Low-E insulating double-pane glass with argon	•	•	•	•
AdvancedComfort Low-E insulating double-pane glass with argon	•	•	•	•
NaturalSun Low-E insulating double-pane glass with argon	•	•	•	•
SunDefense™ Low-E insulating double-pane glass with argon	•	•	•	•
Low-E insulating triple-pane glass with argon <sup>3</sup>	•	•	•	•



## SCREENS\*

Let in more light and fresh air with innovative screens.



Rolscreen® soft-closing retractable screens roll out of sight when not in use. Available on Architect Series\* and Designer Series\* sliding patio doors.



InView screens help you bring the outdoors in. They're clearer than conventional fiberglass screens, letting in 14% more light, and 8% more open for improved airflow. Standard on Pella® wood products.

### ADDITIONAL GLASS OPTIONS

HurricaneShield® products with impact-resistant glass	•	•	•	•
Laminated (non-impact-resistant), tinted and obscure glass also available on select products	•	•	•	•

<sup>1</sup> See glass information on pages 10 - 11 for details. <sup>2</sup> Optional high-altitude Low-E insulating glass does not contain argon on most products. <sup>3</sup> Architect Series products with triple-pane glass also available with krypton.

## INTERIORS

### WOOD TYPES

Pine	•	•	•	•
Mahogany, Douglas Fir, White Oak, Cherry, Red Oak or Maple <sup>1</sup>	•	•	•	•

### INTERIOR FINISHES

Unfinished, primed, ready to finish <sup>2</sup> , or prefinished stain or paint <sup>2</sup>	•	•	•	•
---	---	---	---	---

<sup>1</sup> Available on a custom basis. For more information on wood type availability, contact your local Pella sales representative. <sup>2</sup> See pages 22 - 23 for finishes. Custom colors available on Architect Series and Designer Series products.

## EXTERIORS

### EXTERIOR FINISHES

Aluminum-clad with EnduraClad® protective finish <sup>1</sup>	•	•	•	•
Aluminum-clad with EnduraClad Plus protective finish <sup>1</sup>	•	•	•	•
Primed, ready to finish (Mahogany or Pine)	•	•	•	•
Unfinished Mahogany	•	•	•	•

<sup>1</sup> See pages 22 - 23 for finishes. Custom colors available on Architect Series and Designer Series products. <sup>2</sup> EnduraClad Plus is not available with all colors. See your local Pella sales representative for availability.

## HARDWARE\*

### HARDWARE STYLE COLLECTION

Classic	•	•	•	•
Modern	•	•	•	•
Rustic	•	•	•	•
Essential	•	•	•	•

### FINISHES

Champagne, White, Brown, Matte Black, Bright Brass, Satin Nickel or Oil-Rubbed Bronze	•	•	•	•
Antique Brass, Matte Black, Polished Nickel, Polished Chrome, Distressed Nickel or Distressed Bronze	•	•	•	•

### LOCKING SYSTEM

Multipoint	•	•	•	•
Single-point	•	•	•	•
Keylock/footbolt (footbolt available on sliding doors only – keylock is available on sliding and hinged doors)	•	•	•	•

\* See hardware finish colors and styles on page 24.

## HINGED DOORS

### SINGLE-PANEL

In-swing door	•	•	•	•
Out-swing door	•	•	•	•

### DOUBLE-PANEL

Double in-swing door	•	•	•	•
Double out-swing door	•	•	•	•
One in-swing door, one fixed	•	•	•	•

## GRILLES\*

### PERMANENT GRILLES

Integral Light Technology® grilles	•	•	•	•
Simulated-Divided-Light grilles with or without spacer	•	•	•	•
Aluminum grilles-between-the-glass	•	•	•	•

### REMOVABLE GRILLES

Snap-in between-the-glass grilles	•	•	•	•
Roomside interior wood grilles	•	•	•	•

\* See page 23 for grille finish colors and styles.

## SCREENS\*

InView™ screen	•	•	•	•
Rolscreen® soft-closing retractable screen	•	•	•	•
Top-hung screen door (available on sliding patio doors only)	•	•	•	•
Self-closing top-hung screen door (available on sliding patio doors only)	•	•	•	•
Exterior screen door (matches exterior color, available on in-swing hinged patio doors only)	•	•	•	•

\* ⚠ WARNING: Screen will not stop child or pet from falling out of window or door. Keep child or pet away from open window or door.

## BETWEEN-THE-GLASS BLINDS OR SHADES

### MANUAL OR MOTORIZED WITH PELLA INSYNCTIVE® TECHNOLOGY

Snap-in Slimshade® blinds or fabric shades*	•	•	•	•
---	---	---	---	---

\* See blind and shade colors on page 26.

## FACTORY-INSTALLED SECURITY SENSORS

Built-in security sensors with Insynctive technology	•	•	•	•
--	---	---	---	---

\* ⚠ WARNING: Screen will not stop child or pet from falling out of window or door. Keep child or pet away from open window or door.

See a Pella professional for specific details and additional options available. Some features are part of our standard offering; not all options are available on all product lines or styles.

# Durability of fiberglass.



Learn more about our fiberglass product:

[CHOOSEPELLA.COM/FIBERGLASS](http://CHOOSEPELLA.COM/FIBERGLASS)



Stay comfortable inside, no matter the weather outside. If your home is near the shore, high on a mountainside or anywhere in between, Pella® Impervia® fiberglass patio doors are strong and stable enough to endure extreme heat or cold, damaging UV rays or salty sea air.



### What can fiberglass do for you?

It will complement your home with the quality look of a painted patio door and can help increase energy efficiency and comfort. Plus, the interior and exterior of your patio doors arrive with a beautiful, low-maintenance powder-coat finish that is incredibly durable and will last for years.



### Performance highlights.

Pella Impervia products are made from Duracast® fiberglass composite – the strongest, most durable material available for patio doors.<sup>1</sup> They won't warp in the heat or become brittle in the cold.

Pella patio doors offer the energy-efficient options that will meet or exceed ENERGY STAR® certification in all 50 states.<sup>2</sup>



<sup>1</sup> In testing performed in accordance with ASTM testing standards, Pella's Duracast material has displayed superior performance in strength, ability to withstand extreme heat and cold, and resistance to dents and scratches.

<sup>2</sup> Some Pella products may not meet ENERGY STAR certification in Canada. For more information, contact your local Pella sales representative or go to [nrcan.gc.ca/energy/products/categories/fenestration/13739](http://nrcan.gc.ca/energy/products/categories/fenestration/13739).

# Features and options.

## FRAME COLORS

Pella® Impervia® products feature a durable powder-coat paint finish.



EXTERIOR

INTERIOR



White

Tan

Morning Sky Gray



Brown



Black

### Dual-Color Frames

Optional dual colors allow you to choose a different color on the exterior.



White Interior with Tan Exterior



White Interior with Morning Sky Gray Exterior



White Interior with Brown Exterior



White Interior with Black Exterior

## HARDWARE STYLES

Find beauty and function in Pella's innovative, easy-to-operate hardware styles.



Footbolt



Sliding Patio Door Handle


## HARDWARE FINISHES

Choose from today's most popular decorative finishes to coordinate with other finishes in your home.

### Color-Matched Sliding Patio Door Finishes




White



Tan



Morning Sky Gray




Brown

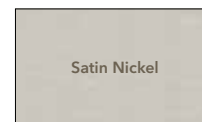


Matte Black<sup>2</sup>

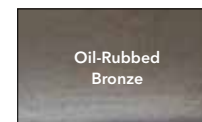
### Additional Sliding Patio Door Finishes



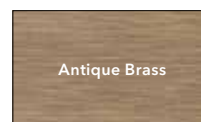
Bright Brass



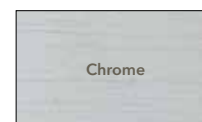
Satin Nickel



Oil-Rubbed Bronze



Antique Brass

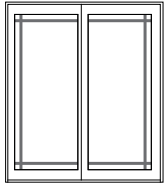


Chrome

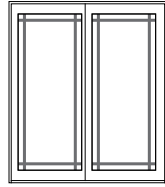
# fiberglass sliding patio door DESIGN GUIDE

## GRILLE PATTERNS<sup>2</sup>


A variety of grille patterns for the look of divided light. Custom patterns are also available.



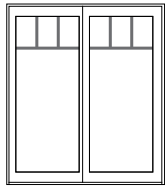
6-Lite Prairie



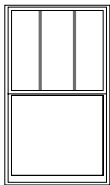
9-Lite Prairie




Traditional



Top Row



Special



Custom (equally divided)  
Additional patterns available.

## COLOR-MATCHED GRILLES-BETWEEN-THE-GLASS<sup>3</sup>

Grilles are color-matched to your patio door interior and exterior frame color.



3/4" Aluminum Grilles-Between-the-Glass

<sup>1</sup> Update from Black to Matte Black hardware in Fall 2017.

<sup>2</sup> Grille patterns offered may vary per product. See specific product information for availability.

<sup>3</sup> Appearance of exterior grille color may vary depending on the Low-E insulating glass selection.

<sup>4</sup> ⚠ WARNING: Screen will not stop child or pet from falling out of window or door. Keep child or pet away from open window or door.

## GLASS

### INSULSHIELD® LOW-E GLASS COLLECTION<sup>1,2</sup>



Advanced Low-E insulating double-pane glass with argon	•
AdvancedComfort Low-E insulating double-pane glass with argon	•
NaturalSun Low-E insulating double-pane glass with argon	•
SunDefense™ Low-E insulating double-pane glass with argon	•

### ADDITIONAL GLASS OPTIONS

Clear insulating glass	•
Tempered glass	•
Laminated (non-impact-resistant) <sup>3</sup> , tinted <sup>3,4</sup> or obscure glass	•
Sound control glass (STC 3mm/5mm combination) <sup>2,3</sup>	•

<sup>1</sup> See glass information on pages 10 - 11 for details.

<sup>2</sup> Optional high-altitude Low-E insulating glass is available with or without argon on most products.

<sup>3</sup> Available Fall 2017.

<sup>4</sup> Available with Advanced Low-E insulating glass with argon with Bronze, Gray or Green tint on select products.

## FRAME COLORS (INTERIOR/EXTERIOR)

### DURABLE POWDER-COAT PAINT OPTIONS\*

White, Tan, Morning Sky Gray, Brown or Black	•
Dual-color (White interior with Tan, Morning Sky Gray, Brown or Black exterior)	•

\* See page 30 for finish colors.

## HARDWARE<sup>1</sup>

### FINISHES<sup>1</sup>

White, Tan, Morning Sky Gray, Brown or Matte Black <sup>2</sup> (to match interior finish)	•
Bright Brass, Satin Nickel, Oil-Rubbed Bronze, Antique Brass or Chrome	•

<sup>1</sup> See hardware styles and finishes on page 30.

<sup>2</sup> Update from Black to Matte Black hardware in Fall 2017.

## FOOTBOLT

Holds door open about 3" for ventilation	•
--	---

## GRILLES-BETWEEN-THE-GLASS\*

Aluminum grilles-between-the-glass (matched to frame color)	•
6-Lite Prairie, 9-Lite Prairie, Traditional, Top Row, Special or Custom (equally divided)	•

\* Grilles and grille patterns are shown at left.

## SCREENS\*


Conventional fiberglass screen	•
InView™ screen	•

\* ⚠ WARNING: Screen will not stop child or pet from falling out of window or door. Keep child or pet away from open window or door.

See a Pella professional for specific details and additional options available. Some features are part of our standard offering; not all options are available on all product styles.

## SCREENS<sup>4</sup>

Let in more light and fresh air with your choice of innovative screens from Pella.



InView screens help you bring the outdoors in. They're clearer than conventional fiberglass screens, letting in 14% more light, and 8% more open for improved airflow. Optional on Pella® Impervia® products.

# Easy-care vinyl.







No fuss. Less maintenance. No more painting. Pella's solid-color vinyl is fade-resistant and durable. Keep your home looking great for years with the low-maintenance style of vinyl.



### What can vinyl do for you?

Pella's vinyl offers you the beauty, energy efficiency, durability and style options you expect from Pella.



### Ready to perform.

Pella uses high-grade vinyl that will look great for years. Multichambered frames and fully welded sashes add more strength and energy efficiency than ordinary vinyl.

Pella® patio doors offer the energy-efficient options that will meet or exceed ENERGY STAR® certification in all 50 states.\*



\* Some Pella products may not meet ENERGY STAR certification in Canada. For more information, contact your local Pella sales representative or go to [nrcan.gc.ca/energy/products/categories/fenestration/13739](http://nrcan.gc.ca/energy/products/categories/fenestration/13739).

# Easy-care vinyl.

With easy-care, highly energy-efficient vinyl products from Pella, there's no need to paint, stain or refinish. And Pella's multichambered frames and fully welded sashes are designed to add strength and long-lasting durability – so everything stays looking great for years.

Pella® patio doors offer the energy-efficient options that will meet or exceed ENERGY STAR® certification in all 50 states.†



Learn more about our vinyl product series:

[CHOOSEPELLA.COM/VINYL](http://CHOOSEPELLA.COM/VINYL)



# Pella® 350 Series

**A DISTINCTIVE LOOK AND  
EXCEPTIONAL PERFORMANCE.**

## Exclusive SmoothSeam® corners.

Interior welded corners on flush surfaces are virtually invisible, yet strong and durable.

## Premium – inside and out.

Robust frame profile with a beveled edge creates a more premium look. Choose from a wide range of styles, including patio doors with blinds- or shades-between-the-glass.

## Exclusive energy-saving system.

Pella 350 Series products with triple-pane glass are 54% - 83% more energy-efficient than single-pane products.<sup>2</sup> Together, triple-pane glass, insulating air chambers and optional foam insulation help lower your heating and cooling costs. Double-pane glass is also available.

# Encompass by Pella®

**STYLE AT AN  
ATTRACTIVE PRICE.**

## Fits nearly any budget.

Find great styles and options for your home, lifestyle and budget with Pella-quality craftsmanship.

## Easy care.

No more painting. Low-maintenance vinyl frames resist yellowing and stay looking great for years.

## Strength and performance.

Fully welded sashes and multichambered frames provide strength and thermal performance while helping reduce outside noise.

<sup>1</sup> Some Pella products may not meet ENERGY STAR® certification in Canada. For more information, contact your local Pella sales representative or go to [nrcan.gc.ca/energy/products/categories/fenestration/13739](http://nrcan.gc.ca/energy/products/categories/fenestration/13739).

<sup>2</sup> Improved window energy efficiency calculated in a computer simulation using RESFEN 5.0 default parameters for a 2,000-square-foot existing single-story home when comparing a Pella 350 Series vinyl window with InsulShield® Advanced Low-E triple-pane glass with argon to a single-pane wood or vinyl window. For more details, see [pella.com/methodology](http://pella.com/methodology).

# Features and options.

## FRAME COLORS

Create a signature look for your home with a variety of frame colors to choose from.



### Solid-Color Frames

(same color on both interior and exterior)



White  
(standard)



Almond

### Dual-Color Frames<sup>1</sup>

(exterior only with White interior)



Poplar White



Tan



Fossil



Brown



Portobello



Morning Sky Gray



Hartford Green



Brick Red



Black

## HARDWARE STYLES

Find beauty and function in Pella's innovative, easy-to-operate hardware styles.



Pella® 350 Series  
Sliding Patio Door  
Handle



Encompass by Pella®  
Sliding Patio Door Handle

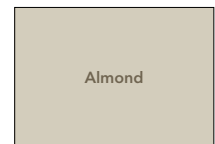
## HARDWARE FINISHES

Choose from today's most popular decorative finishes to coordinate with other finishes in your home.

### Color-Matched Finishes




White

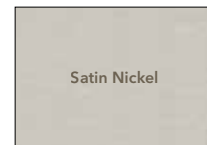


Almond

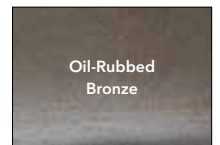
### Additional Finishes<sup>2</sup>



Bright Brass



Satin Nickel



Oil-Rubbed  
Bronze

## SCREENS<sup>3</sup>

Let in the light and fresh air with your choice of screens.



Rolscreen® soft-closing retractable screens roll out of sight when not in use.<sup>1</sup>

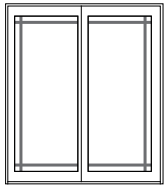


Conventional screens are standard on all Pella vinyl products.

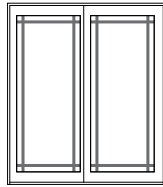
# vinyl sliding patio door DESIGN GUIDE

## GRILLE PATTERNS<sup>4</sup>


A variety of grille patterns for the traditional look of divided light. Custom patterns are also available.



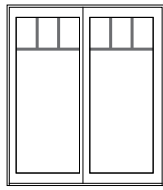
6-Lite Prairie




9-Lite Prairie



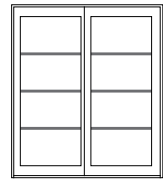
Traditional



Top Row



Custom (equally divided)  
Additional patterns available.



## BETWEEN-THE-GLASS OPTIONS

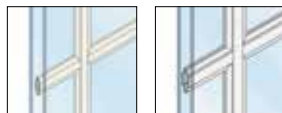
Dress your vinyl sliding patio doors with grilles, blinds or shades.

Encompass by Pella® Grilles-Between-the-Glass<sup>5</sup>



5/8" Flat<sup>6</sup>      3/4" Contour      1" Contour<sup>7</sup>

Pella® 350 Series Color-Matched Grilles-Between-the-Glass<sup>5</sup>



3/4" Contour      1" Contour



White Blinds<sup>9</sup>      Linen-Colored Interior with White Exterior Fabric Shades<sup>1,8</sup>

## GLASS

### INSULSHIELD® LOW-E GLASS COLLECTION<sup>1,2</sup>



Advanced Low-E insulating double-pane glass with argon	•	•
NaturalSun Low-E insulating double-pane glass with argon	•	•
SunDefense™ Low-E insulating double-pane glass with argon	•	•
Advanced or NaturalSun Low-E insulating triple-pane glass with argon	•	•

### GLASS OPTIONS

Clear insulating glass (standard on Encompass by Pella products)	•	•
HurricaneShield® products with impact-resistant glass <sup>4</sup>	•	•
Obscure insulating glass <sup>5</sup>	•	•
Bronze-tinted Advanced Low-E insulating glass with argon <sup>3</sup>	•	•
Gray-tinted Advanced Low-E insulating glass with argon <sup>3</sup>	•	•
Tempered glass	•	•
Sound control glass (STC 3mm/5mm combination) <sup>3</sup>	•	•

<sup>1</sup> See glass information on pages 10 - 11 for details.  
<sup>2</sup> Optional high-altitude Low-E insulating glass is available with or without argon on most products.  
<sup>3</sup> Not available with blinds-between-the-glass.  
<sup>4</sup> HurricaneShield products available with Advanced or SunDefense Low-E insulating glass with argon in Bronze or Gray tint. Available with or without argon. Also available in Bronze, Gray or Green tint without Low-E insulating glass.

## FRAME COLORS\*

### SOLID-COLOR

White or Almond	•	•
-----------------	---	---

### DUAL-COLOR

Poplar White, Tan, Fossil, Brown, Portobello, Morning Sky Gray, Hartford Green, Brick Red or Black (exterior only with White interior)	•	•
--	---	---

\* See page 36 for finish colors.

## HARDWARE<sup>1</sup>

### FINISHES<sup>1</sup>

White or Almond to match frame	•	•
Color-matched to dual-color frame	•	•
Bright Brass®, Satin Nickel® or Oil-Rubbed Bronze®	•	•

<sup>1</sup> See page 36 for finish colors and styles. <sup>2</sup> Available on interior only.

## GRILLES<sup>1</sup>

### PERMANENT GRILLES

3/4" or 1" Contour aluminum grilles-between-the-glass <sup>2</sup>	•	•
5/8" Flat <sup>3</sup> , 3/4" Contour or 1" Contour <sup>4</sup> aluminum grilles-between-the-glass <sup>5</sup>	•	•

<sup>1</sup> Grille patterns shown at left. <sup>2</sup> Appearance of exterior grille color may vary depending on the Low-E insulating glass selection.  
<sup>3</sup> Available on Encompass by Pella products in West Region only. <sup>4</sup> Available on Encompass by Pella products in East Region only.

## SCREENS\*

Conventional fiberglass screen	•	•
Rolscreen® soft-closing retractable screen	•	•

\* ⚠ WARNING: Screen will not stop child or pet from falling out of window or door. Keep child or pet away from open window or door.

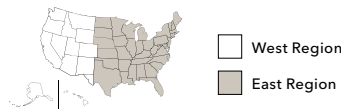
## BLINDS- OR SHADES-BETWEEN-THE-GLASS\*

### PERMANENTLY INSTALLED

Cordless White blinds	•	•
Cordless Linen-colored shades	•	•

\* Availability varies by product. Blinds- or shades-between-the-glass not available with grilles. See a Pella professional for details.

See a Pella professional for specific details and additional options available. Some features are part of our standard offering; not all options are available on all product styles.

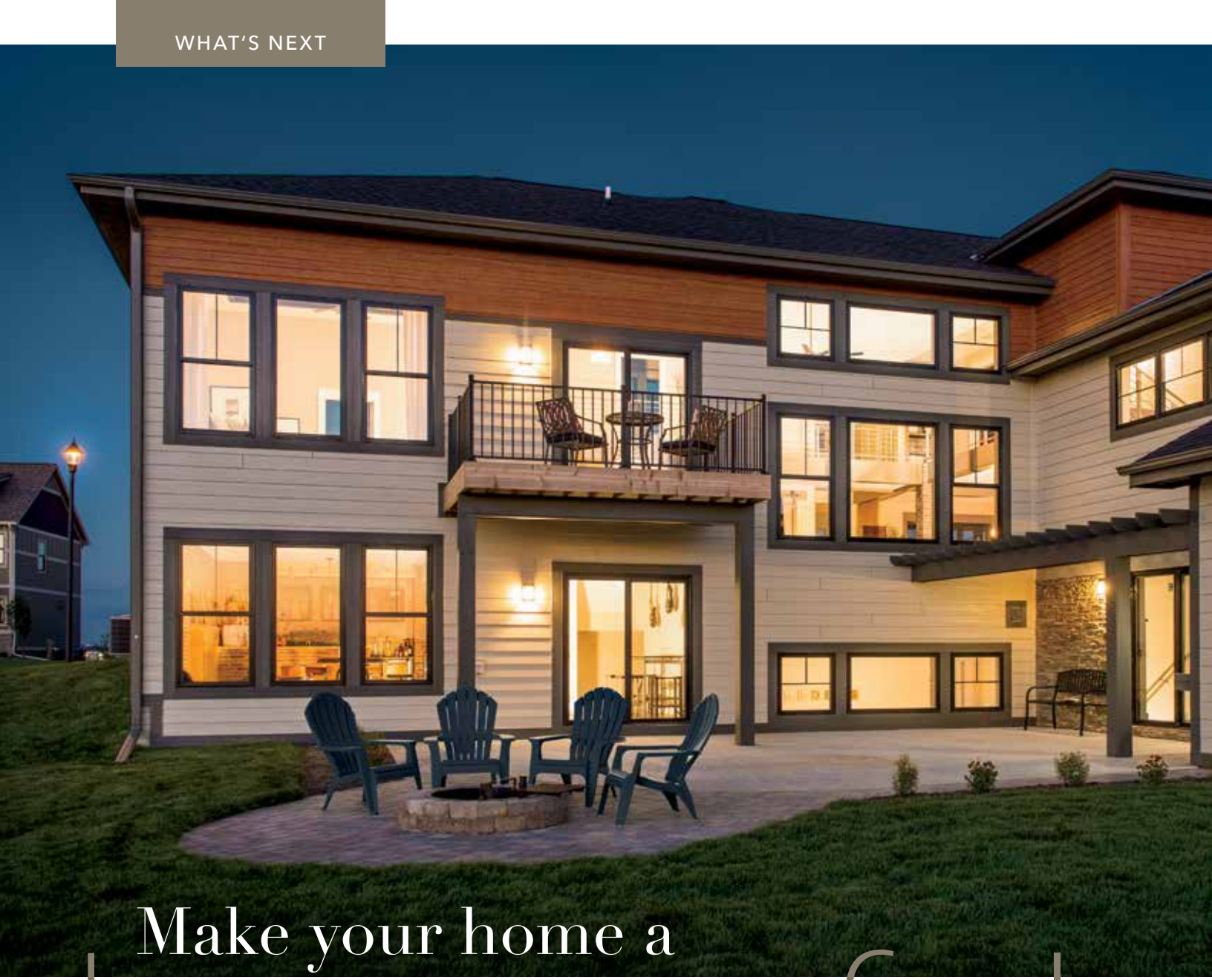


□ West Region  
 ■ East Region

<sup>1</sup> Available on Pella 350 Series sliding patio doors only.  
<sup>2</sup> Available on interior only.  
<sup>3</sup> ⚠ WARNING: Screen will not stop child or pet from falling out of window or door. Keep child or pet away from open window or door.  
<sup>4</sup> Grille patterns offered may vary per product. See specific product information for availability.  
<sup>5</sup> Appearance of exterior grille color may vary depending on the Low-E insulating glass selection.  
<sup>6</sup> Available on Encompass by Pella products in West Region only.  
<sup>7</sup> Available on Encompass by Pella products in East Region only.  
<sup>8</sup> Not available on Pella 350 Series HurricaneShield® products.

Learn more about vinyl features and options:

[CHOOSEPELLA.COM/OPTIONS](http://CHOOSEPELLA.COM/OPTIONS)



Make your home a  
beautiful  
space.

Now that you've had a chance to discover the style and performance Pella can create for your home, it's time to bring your vision to life.



We can help you create the space you've always wanted with products that make your life more comfortable, installation services and options that fit your needs, and the peace of mind that comes with some of the strongest warranties in the business.\*



Let us help you turn your house into a stylish home-sweet-home. If you're ready to purchase, have general questions or would like more information:

VISIT PELLA.COM

VISIT OR CALL YOUR  
LOCAL PELLA SHOWROOM

TALK WITH A PELLA  
CERTIFIED CONTRACTOR\*



Want to learn more about Pella® patio doors? Call us at 866-209-4260 or visit [pella.com](http://pella.com).



Always read the Pella limited warranties before purchasing or installing Pella products. See written limited warranties for complete details, including exceptions and limitations, at [pella.com/warranty](http://pella.com/warranty), or contact Pella Customer Service at 877-473-5527.



Pella Corporation is a proud volunteer partner in the U.S. Environmental Protection Agency and the Department of Energy's ENERGY STAR® program to promote the use of high-efficiency products.

Connect with Pella:

